



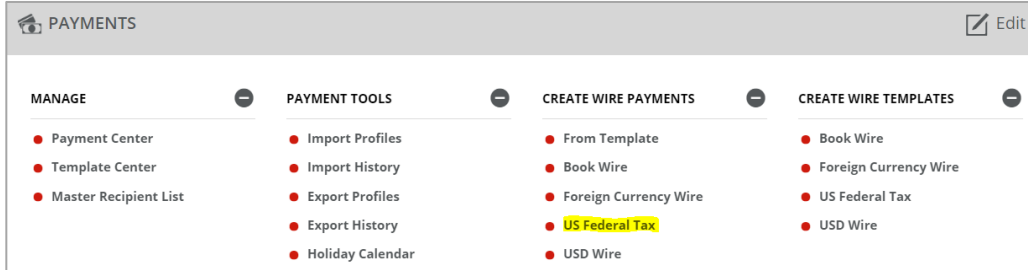
EAST WEST BANK

Wire Tax Payment Quick Reference Guide

September 2024

Wire Tax Payment Quick Reference Guide

- To initiate a Wire Tax Payment, log into **businessBridge® Premier**.
- Click on **Payments** and select **US Federal Tax** under **Create Wire Payments**.

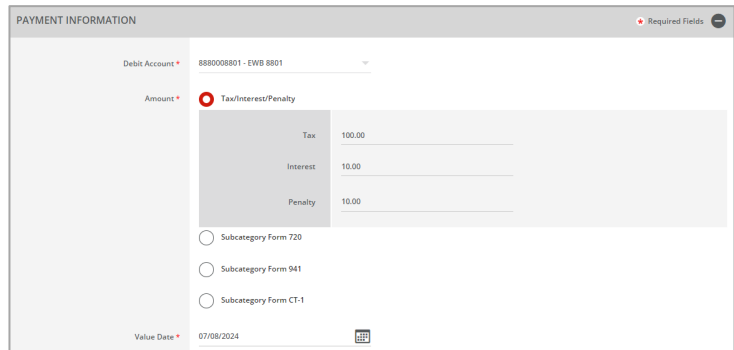


MANAGE	PAYMENT TOOLS	CREATE WIRE PAYMENTS	CREATE WIRE TEMPLATES
<ul style="list-style-type: none"> • Payment Center • Template Center • Master Recipient List 	<ul style="list-style-type: none"> • Import Profiles • Import History • Export Profiles • Export History • Holiday Calendar 	<ul style="list-style-type: none"> • From Template • Book Wire • Foreign Currency Wire • US Federal Tax • USD Wire 	<ul style="list-style-type: none"> • Book Wire • Foreign Currency Wire • US Federal Tax • USD Wire

NOTE: There are four different options to choose from when sending a Wire Tax Payment.

Option 1: Create a US Federal Tax & Interest or Penalty Payment

- Select the **Debit Account Number**
- Select **Tax/Interest/Penalty**
- Enter **Tax Amount**
- Enter **Interest Amount**
- Enter **Penalty (if applicable)**
- Select **Value Date**



PAYMENT INFORMATION Required Fields

Debit Account * 888000801 - EWB 8801

Amount * Tax/Interest/Penalty

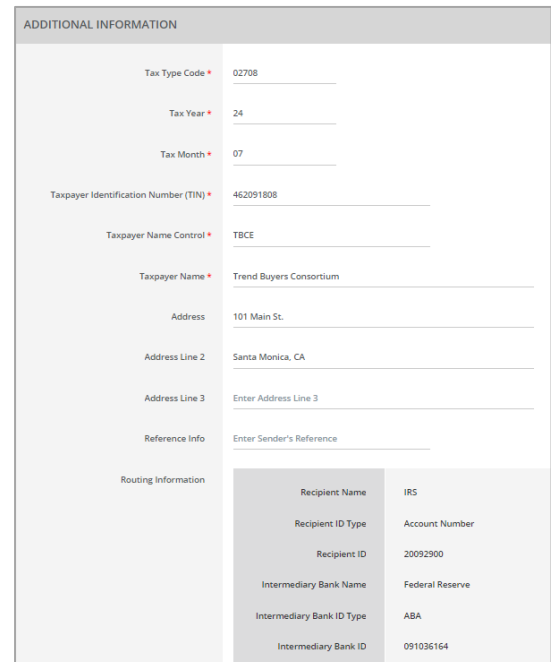
Tax	100.00
Interest	10.00
Penalty	10.00

Subcategory Form 720
 Subcategory Form 941
 Subcategory Form CT-1

Value Date * 07/08/2024

- Enter **Tax Type Code**
- Enter **Tax Year**
- Enter **Tax Month**
- Enter **Taxpayer Identification Number (TIN)**
- Enter **Taxpayer Name Control**
- Select **Value Date**

Note: Taxpayer Address and Reference Information are optional



ADDITIONAL INFORMATION

Tax Type Code * 02708

Tax Year * 24

Tax Month * 07

Taxpayer Identification Number (TIN) * 462091808

Taxpayer Name Control * TBCE

Taxpayer Name * Trend Buyers Consortium

Address * 101 Main St.

Address Line 2 * Santa Monica, CA

Address Line 3 * Enter Address Line 3

Reference Info * Enter Sender's Reference

Routing Information

Recipient Name	IRS
Recipient ID Type	Account Number
Recipient ID	20092900
Intermediary Bank Name	Federal Reserve
Intermediary Bank ID Type	ABA
Intermediary Bank ID	091036164

Option 2: Create a US Federal Tax Payment Subcategory Form 720

- Select **Debit Account**
- Select **Subcategory Form 720**
- Enter **Abstract Numbers**
- Enter **Amounts**
- Select **Value Date**

Note: All entries can be found on your Tax Bill from the IRS

The screenshot shows the 'PAYMENT INFORMATION' section of a form. At the top right, there is a 'Required Fields' indicator. The 'Debit Account' is set to '81000044 - DBA Kangaroo'. Under 'Amount', the 'Subcategory Form 720' radio button is selected. Below this, there are three rows for abstract numbers and amounts: Abstract Number 701 with Amount 120.00, Abstract Number 702 with Amount 40.00, and a row with 'Enter Abstract Number' and 'Enter Amount'. At the bottom, there are radio buttons for 'Subcategory Form 941' and 'Subcategory Form CT-1', and a 'Value Date' of '07/08/2024'.

- Enter **Tax Type Code**
- Enter **Tax Year**
- Enter **Tax Month**
- Enter **Taxpayer Identification Number (TIN)**
- Enter **Taxpayer Name**

Note: Taxpayer Address and Reference Information are optional

The screenshot shows the 'ADDITIONAL INFORMATION' section. Fields include: Tax Type Code (40380), Tax Year (24), Tax Month (07), Taxpayer Identification Number (TIN) (573629719), Taxpayer Name Control (EMTS), Taxpayer Name (Emergency Medical Training System), Address (101 Main St., Orange, CA), Address Line 3 (Enter Address Line 3), and Reference Info (Enter Sender's Reference). A 'Routing Information' table is also present:

Recipient Name	IRS
Recipient ID Type	Account Number
Recipient ID	20092900
Intermediary Bank Name	Federal Reserve
Intermediary Bank ID Type	ABA
Intermediary Bank ID	091036164

Option 3: To create a US Federal Tax Payment Subcategory Form 941

- Select **Debit Account**
- Select **Subcategory Form 941**
- Enter **Social Security Amount**
- Enter **Medicare Amount**
- Enter **Withholding Amount**
- Select **Value Date**

Note: All entries can be found on your Tax Bill from the IRS

The screenshot shows the 'CREATE US FEDERAL TAX WIRE PAYMENT' form. The 'PAYMENT INFORMATION' section includes a dropdown for 'Debit Account' (81000044 - DBA Kangaroo), radio buttons for 'Amount' (Tax/Interest/Penalty, Subcategory Form 720, Subcategory Form 941, Subcategory Form CT-1), and input fields for 'Social Security Amount' (200.00), 'Medicare Amount' (100.00), and 'Withholdings Amount' (75.00). The 'Value Date' is 07/08/2024.

- Enter **Tax Type Code**
- Enter **Tax Year**
- Enter **Tax Month**
- Enter **Taxpayer Identification Number (TIN)**
- Enter **Taxpayer Name**

Note: Taxpayer Address and Reference Information are optional

The screenshot shows the 'ADDITIONAL INFORMATION' section of the form. It includes input fields for 'Tax Type Code' (92873), 'Tax Year' (24), 'Tax Month' (07), 'Taxpayer Identification Number (TIN)' (555876080), 'Taxpayer Name Control' (DEMO), 'Taxpayer Name' (Demonstrative Educative Materials), 'Address' (101 Main St.), 'Address Line 2' (Santa Ana, Ca), 'Address Line 3' (Enter Address Line 3), and 'Reference Info' (Enter Sender's Reference). The 'Routing Information' table is as follows:

Recipient Name	IRS
Recipient ID Type	Account Number
Recipient ID	20092900
Intermediary Bank Name	Federal Reserve
Intermediary Bank ID Type	ABA
Intermediary Bank ID	091036164

Option 4: To create a US Federal Tax Payment Subcategory Form CT-1

- Select **Debit Account**
- Select **Subcategory Form CT-1**
- Enter **FICA Equivalent Amount**
- Enter **Industry Portion Amount**
- Select **Value Date**

Note: All entries can be found on your Tax Bill from the IRS

The screenshot shows the 'CREATE US FEDERAL TAX WIRE PAYMENT' form. The 'PAYMENT INFORMATION' section is active. The 'Debit Account' is set to '81000044 - DBA Kangaroo'. The 'Amount' section has radio buttons for 'Tax/Interest/Penalty', 'Subcategory Form 720', 'Subcategory Form 941', and 'Subcategory Form CT-1', with 'Subcategory Form CT-1' selected. Below this, there are input fields for 'FICA Equivalent Amount' (2,308.00) and 'Industry Portion Amount' (100.00). The 'Value Date' is set to '07/08/2024'. A 'Required Fields' indicator is visible in the top right corner.

- Enter **Tax Type Code**
- Enter **Tax Year**
- Enter **Tax Month**
- Enter **Taxpayer Identification Number (TIN)**
- Enter **Taxpayer Name Control**
- Enter **Taxpayer Name**

Note: Taxpayer Address and Reference Information are optional

The screenshot shows the 'ADDITIONAL INFORMATION' section of the form. It includes input fields for 'Tax Type Code' (02830), 'Tax Year' (24), 'Tax Month' (07), 'Taxpayer Identification Number (TIN)' (528917972), 'Taxpayer Name Control' (LSMT), and 'Taxpayer Name' (Longshoremen Teamsters). There are also fields for 'Address', 'Address Line 2', 'Address Line 3', and 'Reference Info'. A 'Routing Information' table is displayed at the bottom right.

Routing Information	
Recipient Name	IRS
Recipient ID Type	Account Number
Recipient ID	20692900
Intermediary Bank Name	Federal Reserve
Intermediary Bank ID Type	ABA
Intermediary Bank ID	091036164

QUESTIONS?

Email: GTSClientService@eastwestbank.com | Phone: 888-761-3967

Hours: 6:00 am to 7:00 pm PT Monday through Friday